

FIBREGLASS WARNING INTEGRATED TACTILE (300X600MM) (WHITE)

**P5
GRIP**

PRODUCT CODE: DFP001

RANGE	Integrated Tactile
DESIGN	Fibreglass Warning
MATERIAL	Reinforced Fibreglass
LOCATION	Indoor or Outdoor
DIMENSIONS	H300 x W600mm

FEATURES & BENEFITS

Moulded from hard wearing, reinforced fibreglass as a complete uniform integrated warning tactile

Complies with the NCC (D4D9 Tactile Indicators) and Disability (Access to Premises—Buildings) standards to meet the deemed-to-satisfy-provisions

Complies with slip resistance requirements as detailed in HB 198

Made in Australia

SLIP RESISTANCE TESTING

Important information: To determine a classification of a slip resistance rating, see Australian Standards Hand Book 198 (HB 198), a Guide to the specification and testing of slip resistance of pedestrian surfaces. This document outlines the minimum ratings of a location and situation of a pedestrian surface.

TEST AS 4586 APPENDIX A: Wet Pendulum Test

TRL 55 SLIDER = 63 **CLASS** = P5


LUMINANCE TESTING

Important information: To determine a luminance contrast between a substrate and the DTAC TGSI, see: AS/NZS 1428.4.1:2009.

TEST AS/NZS 1428.4.1 APPENDIX E PARAGRAPH E3

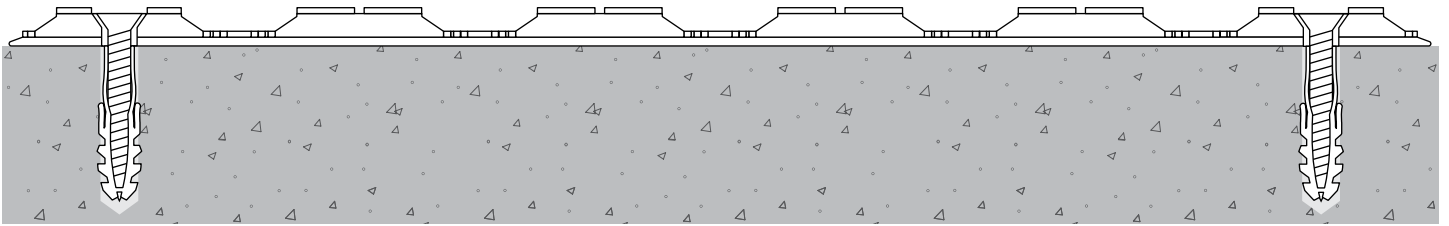
LIGHT REFLECTANCE VALUE / WET = 74.28

LIGHT REFLECTANCE VALUE / DRY = 74.08



FIBREGLASS WARNING INTEGRATED TACTILE (300X600MM) (WHITE) INSTALLATION & APPLICATION

SUBSTRATE Stone / Masonry / Timber / Vinyl

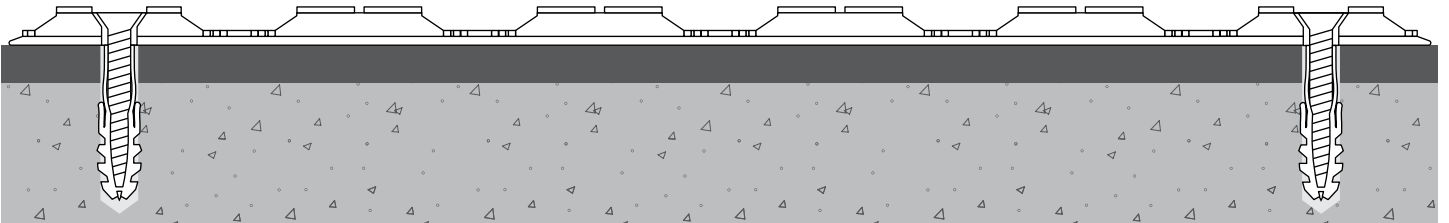


CODE DFP001

FIXING Drill, screw and adhesive (Screws and plugs supplied)

NOTE Installed on top of or installed in an existing recess made to suit the tile size.

SUBSTRATE Vitrified Porcelain / Ceramics / Glass / Metals



CODE DFP001

FIXING Drill, screw and adhesive (Screws and plugs supplied)

NOTE Installed on top of, or recessed into, any non-drillable substrate that cannot be removed or are too fragile including undulating surfaces such as checker plate, escalator covers or uneven floors.