

# STAINLESS STEEL CROSS-HATCH DIRECTIONAL INTEGRATED TACTILE (300X300MM)

**P5  
GRIP**

**PRODUCT CODE:** DIR0300

<b>RANGE</b>	Integrated Tactile
<b>DESIGN</b>	Classic Cross-Hatch
<b>MATERIAL</b>	316 marine grade stainless steel
<b>LOCATION</b>	Indoor or Outdoor
<b>DIMENSIONS</b>	H300 x W300mm

## FEATURES & BENEFITS

Machined, grooved design with intermittent cross cuts on the horizontal face and a smooth outer edge. Tactiles are affixed to a solid plate as a single complete unit.

Complies with the NCC (D4D9 Tactile Indicators) and Disability (Access to Premises—Buildings) standards to meet the deemed-to-satisfy-provisions

Complies with slip resistance requirements as detailed in HB 198

## SLIP RESISTANCE TESTING


Important information: To determine a classification of a slip resistance rating, see Australian Standards Hand Book 198 (HB 198), a Guide to the specification and testing of slip resistance of pedestrian surfaces. This document outlines the minimum ratings of a location and situation of a pedestrian surface.

<b>TEST</b>	AS 4586 APPENDIX A: Wet Pendulum Test
<b>TRL 55 SLIDER</b>	= 51 <b>CLASS</b> = P5

## LUMINANCE TESTING

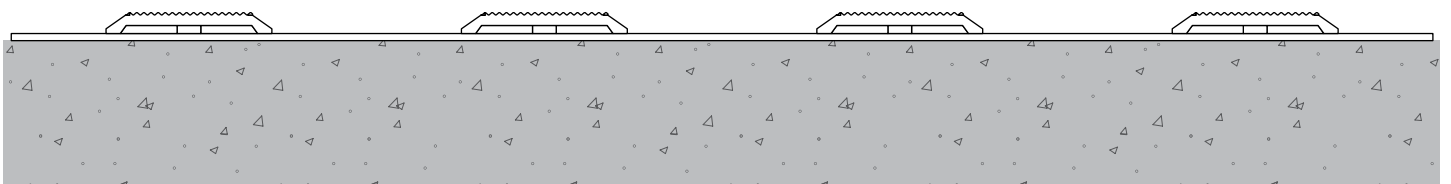
Important information: To determine a luminance contrast between a substrate and the DTAC TGSI, see: AS/NZS 1428.4.1:2009.

<b>TEST</b>	AS/NZS 1428.4.1 APPENDIX E PARAGRAPH E3
<b>LIGHT REFLECTANCE VALUE / WET</b>	= 47.85
<b>LIGHT REFLECTANCE VALUE / DRY</b>	= 49.10



# STAINLESS STEEL CROSS-HATCH DIRECTIONAL INTEGRATED TACTILE (300X300MM) INSTALLATION & APPLICATION

**SUBSTRATE** Stone / Masonry / Timber / Vinyl



**CODE** DIR0300

**FIXING** Adhesive

**NOTE** Installed on top of or installed in an existing recess made to suit the tile size.

**SUBSTRATE** Vitrified Porcelain / Ceramics / Glass / Metals

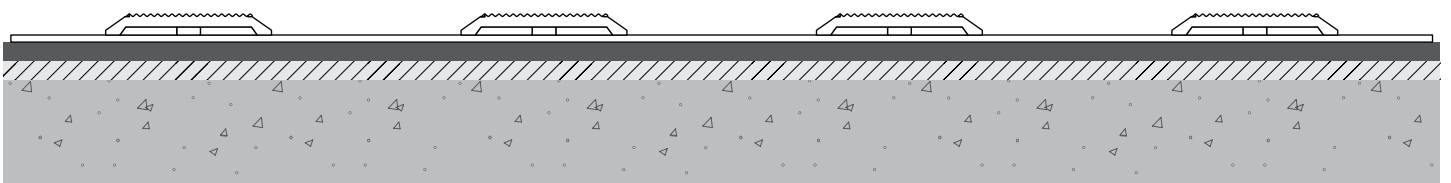


**CODE** DIR0300

**FIXING** Adhesive

**NOTE** Installed on top of, or recessed into, any non-drillable substrate that cannot be removed or are too fragile including undulating surfaces such as checker plate, escalator covers or uneven floors.

**SUBSTRATE** Carpet / Carpet Tiles



**CODE** DIR0300

**FIXING** Drill and screw

**NOTE** Installed on top of, or recessed into, any existing carpet substrate that cannot be removed including steel access floors.