


PEMKO® URBAN EDGING 10X65X5MM

**P5
GRIP**

PRODUCT CODES: DESCRIPTION:

DE0700C	NATURAL ANODISED Grey silicon carbide infill
DE0700B	BLACK ANODISED Black silicon carbide infill

RANGE	Stair Nosing & Edging
DESIGN	Urban
MATERIAL	6063 T5 extruded aluminium alloy with silicon carbide infill
LOCATION	Indoor or outdoor



FEATURES & BENEFITS

Continuous band of hard wearing, solid silicon carbide inserted into aluminium extrusions designed by DTAC in Australia

Available in exclusive premium quality flat, angle or carpet profiles

Suitable for all stable finished outdoor or indoor surfaces and substrates

Complies with the NCC (D4D4 Parts of buildings to be accessible) where stated and Disability (Access to Premises—Buildings) Standards to meet the deemed-to-satisfy-provisions

Complies with slip resistance requirements as detailed in HB 198

SLIP RESISTANCE TESTING

Important information: To determine a classification of a slip resistance rating, see Australian Standards Hand Book 198 (HB 198), a Guide to the specification and testing of slip resistance of pedestrian surfaces. This document outlines the minimum ratings of a location and situation of a pedestrian surface.

TEST	AS 4586 APPENDIX A: Wet Pendulum Test
FOUR S 96 SLIDER	= 78 CLASS = P5
TEST	AS 4586 APPENDIX B: Dry Floor Friction Test
MEAN COF	= 0.90 CLASS = D1
TEST	AS 4586 APPENDIX C: Wet/Barefoot Ramp Test
MEAN ANGLE OF INCLINATION	= 36° CLASS = C
TEST	AS 4586 APPENDIX D: Oil/Wet Ramp Test
CORRECTED MEAN OVERALL ACCEPTANCE ANGLE	= 36° CLASS = R13

LUMINANCE TESTING

Important information: To determine a luminance contrast between a substrate and the DTAC EDGING, see: AS 1428.1:2009.

TEST	AS 1428.1 APPENDIX B PARAGRAPH B3
NATURAL	
LIGHT REFLECTANCE VALUE / WET	= 16.98
LIGHT REFLECTANCE VALUE / DRY	= 17.35
BLACK	
LIGHT REFLECTANCE VALUE / WET	= 2.51
LIGHT REFLECTANCE VALUE / DRY	= 3.23

FIRE TESTING

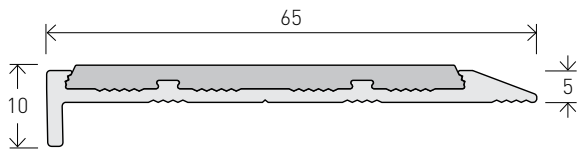
Important information: The results displayed in this document relate to the behaviour and environment of the product in the conditions to which the test was carried out. This is not intended to be the sole criterion for assessing the potential fire hazard of the product in use.

TEST	AS/ISO 9239.1: Reaction to Fire Tests for Floor Coverings
MEAN DISTANCE OF FLAME TRAVEL	= 5mm
AVERAGE CRITICAL RADIANT FLUX	= ≥ 11kW/m ²
AVERAGE INTEGRATED SMOKE VALUE	= 2% x min

PEMKO® URBAN EDGING 10X65X5MM FINISHES & SIZES

AVAILABLE FINISHES & SIZES

HARD NATURAL ANODISED (25µm)



CODE DE0700C

SIZE H10 x W65 x T5 - L3200mm

HARD BLACK ANODISED (40µm)

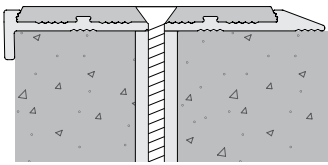


CODE DE0700B

SIZE H10 x W65 x T5 - L3200mm

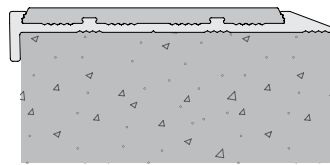
PEMKO® URBAN EDGING 10X65X5MM INSTALLATION & APPLICATION

SUBSTRATE Stone / Masonry / Timber / Vinyl



CODE DE0700C / DE0700B

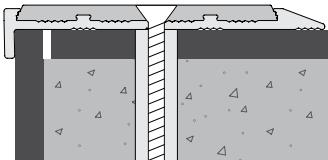
FIXING Adhesive.
Optional screw-fix
(Screws* and plugs
available upon request)



CODE DE0700C / DE0700B

FIXING Adhesive only

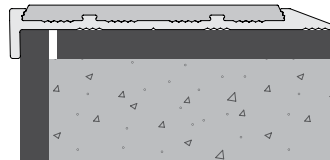
SUBSTRATE Vitrified Porcelain / Ceramics / Glass / Metals



CODE DE0700C / DE0700B

FIXING Adhesive.
Optional screw-fix
(Screws* and plugs
available upon request)

NOTE Ensure grout line is
discrete as illustrated



CODE DE0700C / DE0700B

FIXING Adhesive only

NOTE Ensure grout line is
discrete as illustrated

* Screw heads will be visible as the
Silicon Carbide Infill is not a
removable item.