


# ULTIMAT® INTEGRATED TACTILE (BLACK)

P5  
GRIP

PRODUCT CODE: DWU0010

RANGE	Integrated Tactile
DESIGN	Classic
MATERIAL	UV stabilised thermo plastic urethane (TPU)
LOCATION	Indoor or Outdoor
DIMENSIONS	H300 x W300mm



## FEATURES & BENEFITS

- Injection moulded as a uniform integrated tactile
- Concentric circle design on the horizontal face with a smooth outer edge
- Complies with the NCC (D4D9 Tactile Indicators) and Disability (Access to Premises—Buildings) standards to meet the deemed-to-satisfy-provisions
- Complies with slip resistance requirements as detailed in HB 198
- Identifiable by the unique “double lip” design, providing a distinct advantage when it comes to high slip resistance
- Custom colours available (subject to MOQ)
- Made in Australia

## SLIP RESISTANCE TESTING

Important information: To determine a classification of a slip resistance rating, see Australian Standards Hand Book 198 (HB 198), a Guide to the specification and testing of slip resistance of pedestrian surfaces. This document outlines the minimum ratings of a location and situation of a pedestrian surface.

TEST	AS 4586 APPENDIX A: Wet Pendulum Test
FOUR S 96 SLIDER	= 71 CLASS = P5
TRL 55 SLIDER	= 66 CLASS = P5
TEST	AS 4586 APPENDIX C: Wet/Barefoot Ramp Test
MEAN ANGLE OF INCLINATION	= 20° CLASS = B
TEST	AS 4586 APPENDIX D: Oil/Wet Ramp Test
CORRECTED MEAN OVERALL ACCEPTANCE ANGLE	= 19° CLASS = R11

## LUMINANCE TESTING

Important information: To determine a luminance contrast between a substrate and the DTAC TGSI, see: AS/NZS 1428.4.1:2009.

TEST	AS/NZS 1428.4.1 APPENDIX E PARAGRAPH E3
LIGHT REFLECTANCE VALUE / WET	= 3.24
LIGHT REFLECTANCE VALUE / DRY	= 3.40

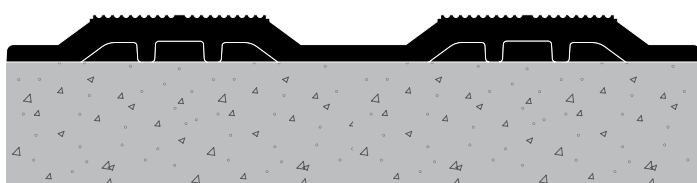
## FIRE TESTING

Important information: The results displayed in this document relate to the behaviour and environment of the product in the conditions to which the test was carried out. This is not intended to be the sole criterion for assessing the potential fire hazard of the product in use.

TEST	AS/ISO 9239.1: Reaction to Fire Tests for Floor Coverings
MEAN DISTANCE OF FLAME TRAVEL	= 660mm
AVERAGE CRITICAL RADIANT FLUX	= 2.2kW/m²
AVERAGE INTEGRATED SMOKE VALUE	= 522% x min

# ULTIMAT® INTEGRATED TACTILE (BLACK) INSTALLATION & APPLICATION

**SUBSTRATE** Stone / Masonry / Timber / Vinyl

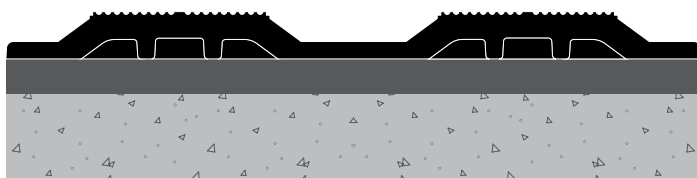


**CODE** DWU0010

**FIXING** Adhesive (included)

**NOTE** Installed on top of or installed in an existing recess made to suit the multiples of the 300 x 300mm tile.

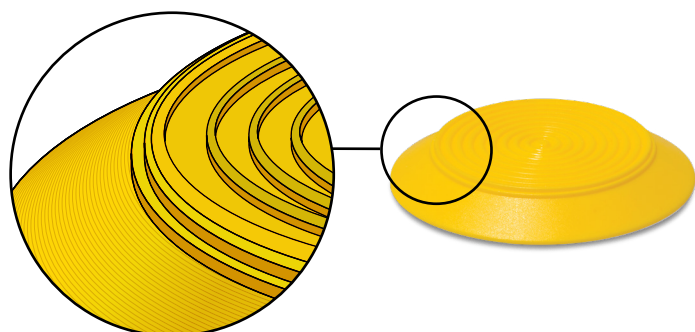
**SUBSTRATE** Vitrified Porcelain / Ceramics / Glass / Metals



**CODE** DWU0010

**FIXING** Adhesive (included)

**NOTE** Installed on top of or installed in an existing recess made to suit the multiples of the 300 x 300mm tile.



## THE DTAC DIFFERENCE

DTAC Warning Tactiles are identifiable by the unique “double lip” design, providing a distinct advantage when it comes to high slip resistance.

Warning Tactile's are a series of raised dots that are installed on pedestrian surfaces. They assist in the orientation of the vision impaired and give tactile warning so they may safely navigate the built environment.

With an extensive range of designs and colours, DTAC work closely with architects, specifiers and builders to exceed design and aesthetic expectations on every project.

- Available in a range of colours and designs to suit all applications
- Solutions for all stable surfaces and substrates
- Designed to comply with building codes and regulations
- Tested for luminance and slip resistance requirements.