


# STAINLESS STEEL CLASSIC INTEGRATED TACTILE (300X300MM)

**P5  
GRIP**

**PRODUCT CODE:** DIT0010

<b>RANGE</b>	Integrated Tactile
<b>DESIGN</b>	Classic
<b>MATERIAL</b>	316 marine grade stainless steel
<b>LOCATION</b>	Indoor or Outdoor
<b>DIMENSIONS</b>	H300 x W300mm



## FEATURES & BENEFITS

Machined, concentric circle design on the horizontal face with a smooth outer edge, tactiles are affixed to a solid plate as a single complete unit

Complies with the NCC [D4D9 Tactile Indicators] and Disability (Access to Premises—Buildings) standards to meet the deemed-to-satisfy-provisions

Complies with slip resistance requirements as detailed in HB 198

Identifiable by the unique “double lip” design, providing a distinct advantage when it comes to high slip resistance

## SLIP RESISTANCE TESTING

Important information: To determine a classification of a slip resistance rating, see Australian Standards Hand Book 198 (HB 198), a Guide to the specification and testing of slip resistance of pedestrian surfaces. This document outlines the minimum ratings of a location and situation of a pedestrian surface.

<b>TEST</b>	AS 4586 APPENDIX A: Wet Pendulum Test
<b>FOUR S 96 SLIDER</b>	= 85 <b>CLASS</b> = P5
<b>TRL 55 SLIDER</b>	= 68 <b>CLASS</b> = P5

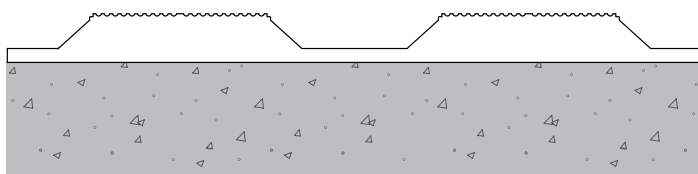
## LUMINANCE TESTING

Important information: To determine a luminance contrast between a substrate and the DTAC TGSI, see: AS/NZS 1428.4.1:2009.

<b>TEST</b>	AS/NZS 1428.4.1 APPENDIX E PARAGRAPH E3
<b>LIGHT REFLECTANCE VALUE / WET</b>	= 42.30
<b>LIGHT REFLECTANCE VALUE / DRY</b>	= 46.51

# STAINLESS STEEL CLASSIC INTEGRATED TACTILE (300X300MM) INSTALLATION & APPLICATION

## SUBSTRATE Stone / Masonry / Timber / Vinyl

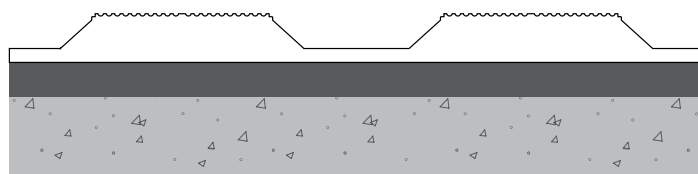


**CODE** DIT0010

**FIXING** Adhesive

**NOTE** Installed on top of or installed in an existing recess made to suit the tile size. Custom plate sizes available.

## SUBSTRATE Vitrified Porcelain / Ceramics / Glass / Metals

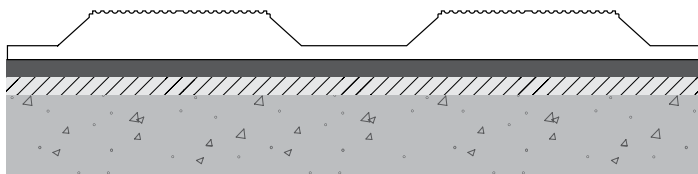


**CODE** DIT0010

**FIXING** Adhesive

**NOTE** Installed on top of, or recessed into, any non-drillable substrate that cannot be removed or are too fragile including undulating surfaces such as checker plate, escalator covers or uneven floors. Custom plate sizes available.

## SUBSTRATE Carpet / Carpet Tiles



**CODE** DIT0010

**FIXING** Drill and screw

**NOTE** Installed on top of, or recessed into, any existing carpet substrate that cannot be removed including steel access floors. Custom plate sizes available.

## THE DTAC DIFFERENCE

DTAC Warning Tactiles are identifiable by the unique “double lip” design, providing a distinct advantage when it comes to high slip resistance.

Warning Tactile's are a series of raised dots that are installed on pedestrian surfaces. They assist in the orientation of the vision impaired and give tactile warning so they may safely navigate the built environment.

With an extensive range of designs and colours, DTAC work closely with architects, specifiers and builders to exceed design and aesthetic expectations on every project.

- Available in a range of colours and designs to suit all applications
- Solutions for all stable surfaces and substrates
- Designed to comply with building codes and regulations
- Tested for luminance and slip resistance requirements.

